



Wide Range Achievement Test 4 (WRAT4)



Description of the WRAT4

The WRAT4 is a norm-referenced test that measures the basic academic skills of word reading, sentence comprehension, spelling, and math computation. It was standardized on a representative national sample of over 3,000 individuals ranging in age from 5-94 years. The normative sample was selected according to a stratified national sampling procedure with proportionate allocation controlled for age, gender, ethnicity, geographic region, and parental/obtained education as an index of socioeconomic status. Alternate forms, designated the Blue Form and the Green Form, were developed and equated during standardization by use of a common-person research design. Derived scores were developed for both age- and grade-referenced groups. Standard scores, percentile ranks, stanines, normal curve equivalents, grade equivalents, and Rasch ability scaled scores are provided.

The WRAT4 includes the following four subtests:

- * **Word Reading** measures letter and word decoding through letter identification and word recognition.
- * **Sentence Comprehension** measures an individual's ability to gain meaning from words and to comprehend ideas and information contained in sentences through the use of a modified cloze technique.
- * **Spelling** measures an individual's ability to encode sounds into written form through the use of a dictated spelling format containing both letters and words.
- * **Math Computation** measures an individual's ability to perform basic mathematics computations through counting, identifying numbers, solving simple oral problems, and calculating written mathematics problems.



by
Gary S. Wilkinson, PhD and Gary J. Robertson, PhD

Score Report

by
PAR Staff

Client Information

Name:	Sample Client
Client ID:	12345-67890
Gender:	Female
Grade:	8 th
Date of Test:	09/19/2005 [Blue] and 09/22/2005 [Green]
Date of Birth:	03/18/1991
Age:	14 years, 6 months [Green]; 14 years, 6 months [Blue]

Use of this score report requires a complete understanding of the *Wide Range Achievement Test, Fourth Edition (WRAT4)* subtests and composite scores, and its interpretation, applications, and limitations as presented in the WRAT4 Professional Manual. This report contains raw and standard scores. Users should refer to the WRAT4 Professional Manual for procedures and guidelines for the interpretation of this report. Users also should refer to the Professional Manual for information about the psychometric characteristics of the WRAT4.

This report should be used as only one source of information about the individual being evaluated. In this respect, no decisions should be based solely on the information contained in this report. The raw and standard scores contained in this report should be integrated with other sources of information when making decisions about this individual. This report is confidential and is intended for use by qualified professionals who have sufficient knowledge of psychometric testing and of the WRAT4. *This report should not be released to the respondent or to any individuals who are not qualified to interpret the results.*

WRAT4

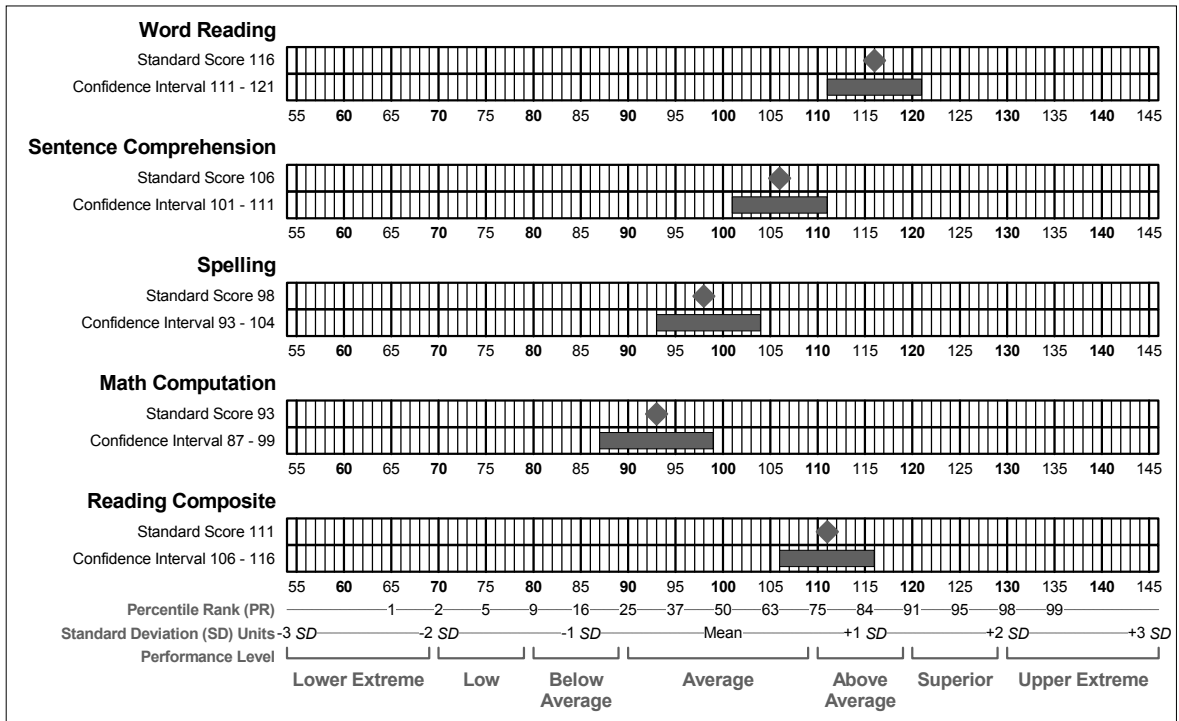
COMBINED TEST FORM

Score Summary Table

Subtest/Composite	Raw Score	Standard Score Norms: Age	Confidence Interval 90%	%ile Rank	Grade Equiv.	NCE	Stanine
Word Reading	101	116	111 - 121	86	11.8	72	7
Sentence Comprehension	88	106	101 - 111	66	11.4	58	6
Spelling	57	98	93 - 104	45	7.8	47	5
Math Computation	57	93	87 - 99	32	6.4	40	4
Reading Composite*	222	111	106 - 116	77	N/A	65	6

* Reading Composite Raw Score = Word Reading Standard Score + Sentence Comprehension Standard Score.

Standard Score Profile





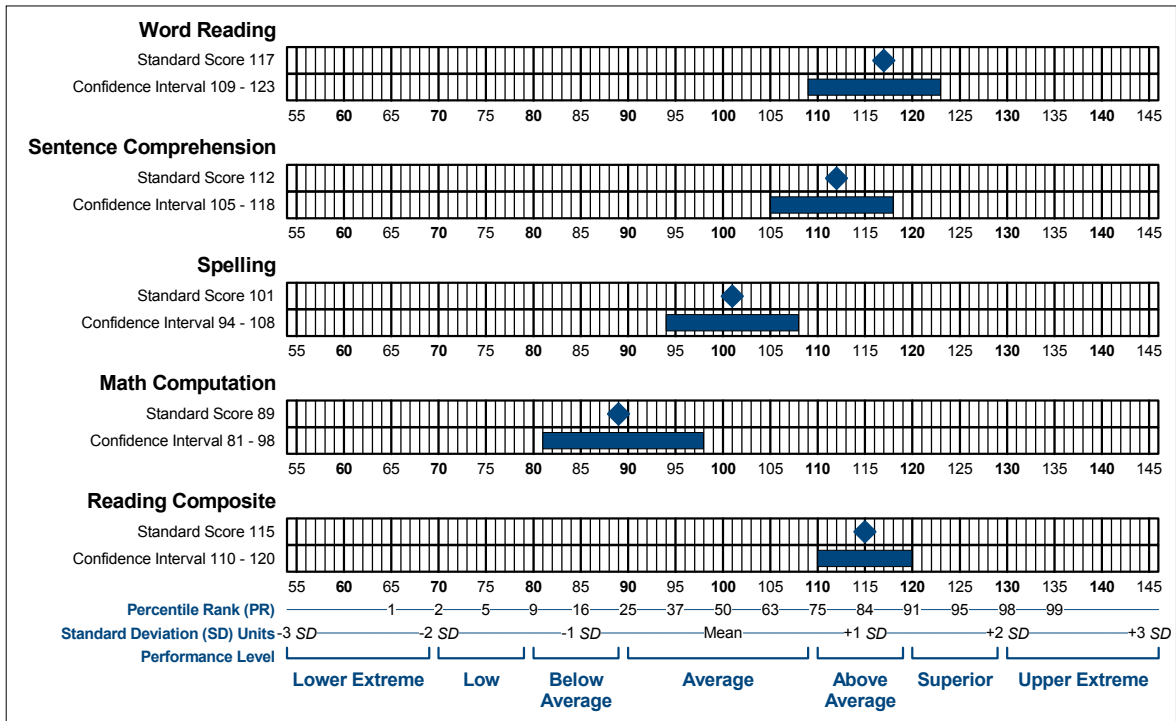
BLUE TEST FORM

Score Summary Table

Subtest/Composite	Raw Score	Standard Score Norms: Age	Confidence Interval 90%	%ile Rank	Grade Equiv.	NCE	Stanine
Word Reading	59	117	109 - 123	87	11.9	74	7
Sentence Comprehension	46	112	105 - 118	79	12.5	67	7
Spelling	37	101	94 - 108	53	8.9	51	5
Math Computation	35	89	81 - 98	23	5.7	35	4
Reading Composite*	229	115	110 - 120	84	N/A	71	7

* Reading Composite Raw Score = Word Reading Standard Score + Sentence Comprehension Standard Score.

Standard Score Profile



Standard Score Comparison Table

Score Comparisons	Score Difference	Significance Level	Prevalence in Standardization Sample
Word Reading > Sentence Comprehension	5	ns	> 25%
Word Reading > Spelling	16	.10	10%
Word Reading > Math Computation	28	.01	5%
Sentence Comprehension > Spelling	11	ns	> 25%
Sentence Comprehension > Math Computation	23	.01	10%
Spelling > Math Computation	12	ns	> 25%



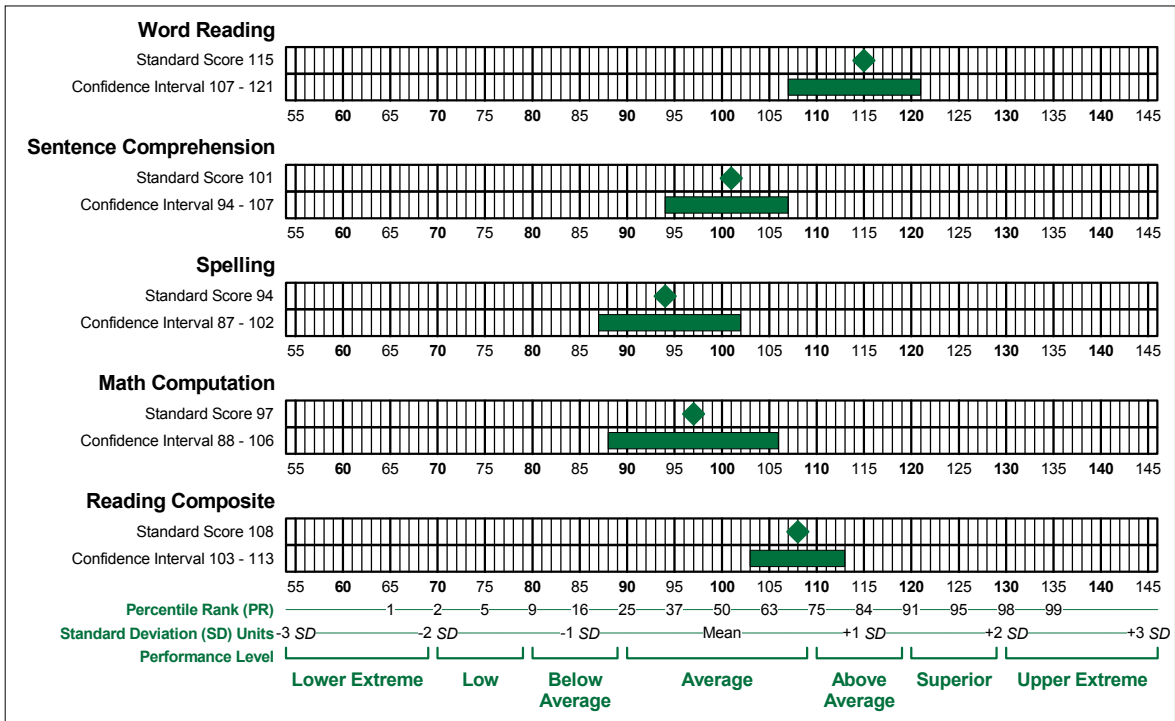
GREEN TEST FORM

Score Summary Table

Subtest/Composite	Raw Score	Standard Score Norms: Age	Confidence Interval 90%	%ile Rank	Grade Equiv.	NCE	Stanine
Word Reading	57	115	107 - 121	84	11.7	71	7
Sentence Comprehension	42	101	94 - 107	53	10.2	51	5
Spelling	35	94	87 - 102	34	6.8	42	4
Math Computation	37	97	88 - 106	42	7.3	46	5
Reading Composite*	216	108	103 - 113	70	N/A	61	6

* Reading Composite Raw Score = Word Reading Standard Score + Sentence Comprehension Standard Score.

Standard Score Profile



Standard Score Comparison Table

Score Comparisons	Score Difference	Significance Level	Prevalence in Standardization Sample
Word Reading > Sentence Comprehension	14	.15	25%
Word Reading > Spelling	21	.01	5%
Word Reading > Math Computation	18	.10	20%
Sentence Comprehension > Spelling	7	ns	> 25%
Sentence Comprehension > Math Computation	4	ns	> 25%
Spelling < Math Computation	3	ns	> 25%

End of Report